
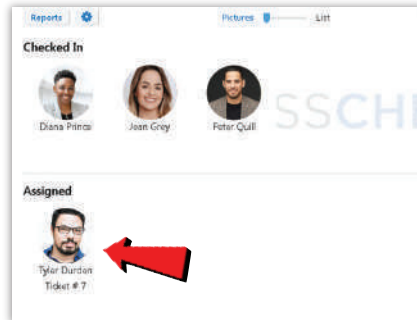


## HOW TO CHARGE WALKOUTS

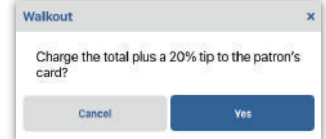
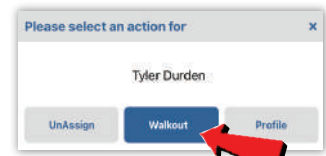
› Tap the ExpressCheck icon on your POS - found under the "add customer icon"



› Tap the face of the guest who has left without paying



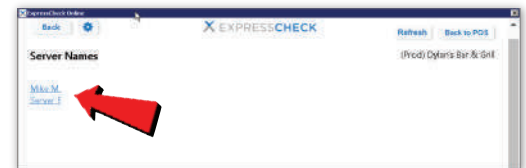
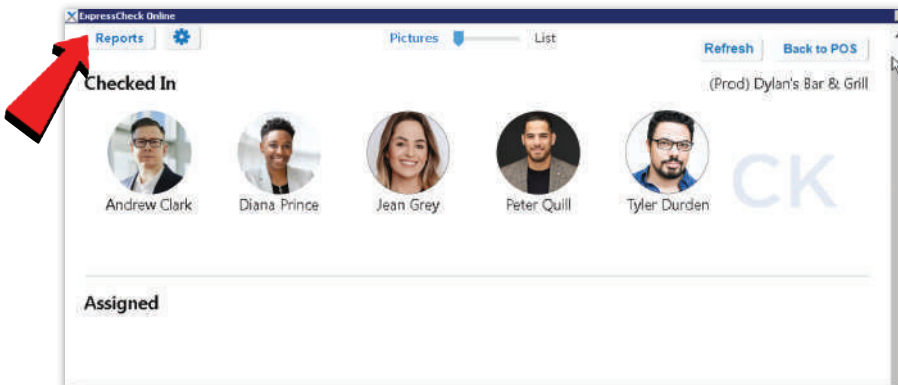
› Tap Walkout - then Yes to add a 20% tip



## HOW TO VIEW YOUR TIPS ANYTIME ON THE POS

› Tap the ExpressCheck icon on the POS

› Tap Reports



› Tap your name

› View Tips and Totals



## HOW TO MAKE MORE MONEY

CityCheers Helps You Make More Money

- No printing checks & processing credit cards means table turn faster
  - Tables turn faster = More covers = More tips
  - More time touching tables = Sell more food & drink = More tips
  - Know your guests name = Personal connection = More tips
- With CityCheers, you can message your guests directly
  - They come back more often & bring their friends



## HOW TO TELL EVERYONE ABOUT CITYCHEERS

- Printed Menu inserts, Posters, & Handouts
- Guest saves \$5 the first time they use ExpressCheck

